

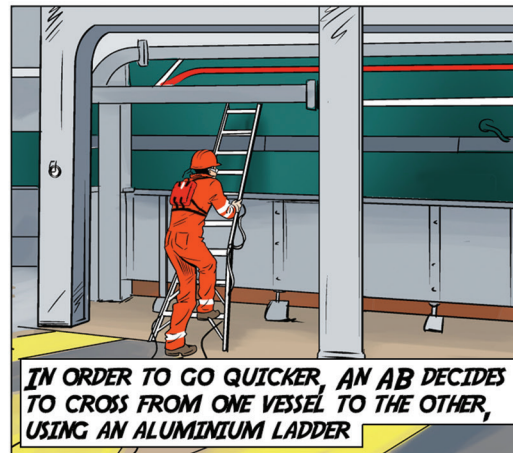






## SAFE ACCESS IS THE ONLY ACCESS!

In this edition, we reflect on an accident that could easily have become a fatality. Safe access to and from vessels is a critical safety consideration and must always be properly provided and used.

**THE SAFETY POST IS BASED ON REAL EVENTS - PLEASE PRINT, POST AND DISCUSS THIS ISSUE!**



## SAFE ACCESS IS THE ONLY ACCESS!

### DO:

- Ensure a safe means of access between the vessel and the dock or any other vessel alongside.
- Ensure the safe means of access is placed in position as soon as the vessel berths and remains in position for as long as the vessel remains alongside.
- Ensure the safe means of access is properly deployed, rigged, secured and remains safe to use.
- Ensure the safe means of access is adequately illuminated; a safety net is properly deployed underneath and a lifebuoy with a self-activating light and safety line attached is provided and ready for use.
- Remember that a personal flotation device must be worn when crossing a safe access.

### DON'T:

- Use unauthorized or unsecured means of access.
- Allow stanchions, side-ropes or other hand-holds to become loose or adrift.
- Allow any unmitigated trip, slip or fall hazards near to safe access areas.
- Ever take unnecessary risks when accessing or crossing from vessel to vessel.