



155' BOURBON POLLUX

Fast support and intervention vessel (FSIV)

65 passengers

228 Metric ton deck cargo

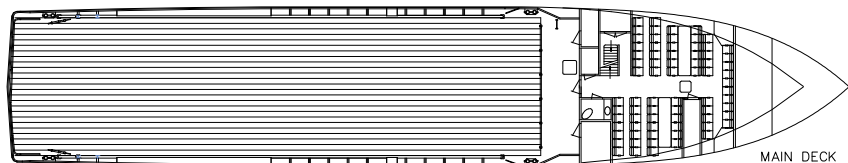


155' BOURBON POLLUX has been designed by Design Associates, Inc. for fast transportation of personnel and cargo.

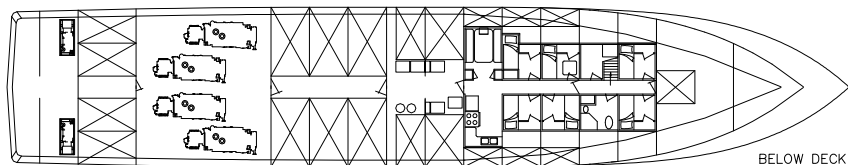
Able to carry 228 metric tons on deck at 18 knots, this vessel allows crew changes on distant deep water fields and urgent cargo shipments.

Under the main deck, the vessel is fitted with fuel and fresh water cargo capacities. The propulsion with four propellers and a bow thruster gives her an excellent manoeuvrability.

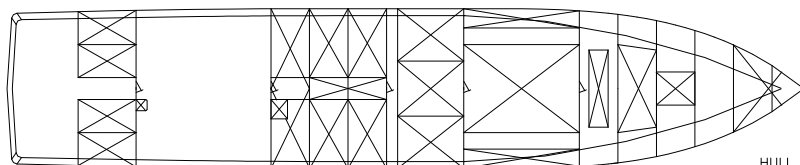
The wheelhouse is partially bulletproof by means of additional steel plating.



MAIN DECK



BELOW DECK



HULL

FAST SUPPLY AND INTERVENTION VESSEL

REGISTRATION

Vessel Name: **BOURBON POLLUX**
Type: **type "FSH" (fully shaped hull).**
Year: **2005**
Owner: **Bourbon Offshore**

Builder: **C & G Boatworks, Inc.**
Class: **ABS HSVR classification ✦ A1 ✦ AMS, International load line.**

Flag: **VANUATU**

Updated: 24-11-2011



MAIN PARTICULARS

DIMENSIONS

Length overall:.....47,28 m
 Breadth moulded:.....8,85 m
 Depth:.....4,27 m
 Draft:.....3,27 m
 Deadweight:.....355 t
 Gross tonnage:.....320
 Net tonnage:.....96

CAPACITIES

Deck area:..... (30,50 x 7,63) 232 m2 @ 2,5 mt/m2
 Deck cargo:.....228 t
 Fuel oil:.....134 m3
 Drill water:.....189 m3
 Fresh water:.....5.7 m3
 Gray water:.....27.26 m3
 Bilge:.....1.51 m3
 Sewage:.....0.75 m3
 Lub oil:.....0.6 m3

DELIVERY RATES

Fuel oil:.....59 m3/h at 4 bars
 Drill water:.....59 m3/h at 4 bars

ACCOMMODATIONS

Accommodations for:.....12 pers
 2 man cabins:.....6
 Mess / day rooms, laundry, galley, stores,
 Fully air conditioned.

 Fitted with 65 individual seats in 1 lounge

MACHINERY / PERFORMANCE

PROPULSION - MACHINERY

Main engines:.....4 x 1,875 Bhp.
 Propellers:.....4 x 54" diameter with 4 blades 54"pitch.
 Bow thrusters:.....125 Bhp Tunnel.
 Auxiliary generators:.....2 x 80 Kw
 1 fuel oil purifier

SPEED / CONSUMPTION

Maximum speed (100%):.....15.5 m3/day 23 knots.
 Cruising speed:.....18 knots.
 Full loaded speed :.....20 m3/day 15 knots.

EQUIPMENT & ELECTRONICS

DECK EQUIPMENT

Anchor windlass:.....1.
 Anchor:205 kg with 330 m of cable.
 Fire-fighting:
 2 monitors (113 m3/h) and 1 pump (227 m3/h).

SAFETY EQUIPMENT

Life saving arrangement.
 Stand by rescue equipment.
 1 MOB boat with davit SOLAS.

ELECTRONICS

- NAVIGATION

2 radars
 1 gyrocompass
 1 magnetic compass
 1 digital echo-sounder
 1 speed log
 1 autopilot system
 1 GPS

- COMMUNICATION

1 radio system
 compliant with GMDSS A3
 1 SSB Duplex DSC
 2 INMARSAT (C and F55)
 C 2 VHF EPIRB

All particulars believed to be correct but not guaranteed